

LEDway® E-Tunnel

IP66 Street Light – Mounting T – PR (Type III Medium)

Product Description

Luminaire housing is all aluminum construction. All components are mercury free and recyclable. Sharp profile for low wind exposure. Toolless entry. Mechanically solid and with an extremely strong build, this fixture is the ideal solution for tunnel applications.

Performance Summary

Utilizes BetaLED® Technology

Patented NanoOptic® Product Technology

CRI: Minimum 70 CRI

CCT: 5700K (+/- 500K) Standard, 4000K (+/- 300K)

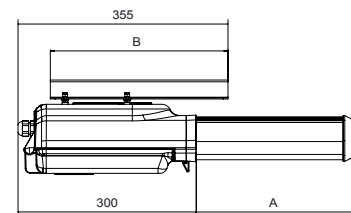
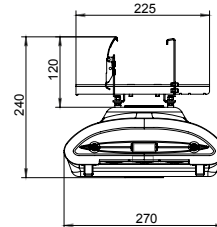
Warranty†:

Class 1 - 10 years on luminaire/10 years on Colorfast DeltaGuard® finish
Class 2 - 5 years on luminaire/10 years on Colorfast DeltaGuard® finish

Accessories and available mounting systems

Field Installed Accessories

BRDSPK30 Bird Spikes for Light Engine, 20-30 LEDs	PM-TOLW Fixed orientation 0° (mounting T0)
BRDSPK60 Bird Spikes for Light Engine, 40-60 LEDs	
BRDSPK120 Bird Spikes for Light Engine, 80-120 LEDs	



LED Count	Dimension	Measurement	Weight
20	"A"	156mm	7,52kg
30		156mm	7,92kg
40		270mm	9,22kg
50		270mm	10,42kg
60		270mm	10,52kg
80		552mm	14,72kg
90		552mm	14,82kg
100		552mm	14,92kg
110		552mm	15,02kg
120		552mm	15,12kg

Ordering Information

Example: LXDPRT02EGSVI5

L	X	D	PR	T	O2	E	G	SV	I5
Product	Insulation Class	Model	Optic	Mounting	LED Count (x10)	Version	Options <i>(consult company for available options)</i>	Color Options*	Drive Current
LEDway	X Class 1 Y Class 2	D E-Tunnel	PR Type III Medium	T (Tunnel mounting system - fixed tilt adjustment)	02 03 04 05 06 08 09 10 11 12	E	No code 5700K 43 4000K K# Light Control with Occupancy Sensor** - Flux dimming control with occupancy sensor D# Power Line Communication System (PLC) - Power line control system with dimmable driver G# Bi-Level Control - Two distinct power levels, High/Low D Dimmable Driver - Dimmable driver 1-10V with external controller S# Virtual Midnight - Two levels option with virtual midnight - Available up to 100 LEDs in class 1 - Available up to 60 LEDs in class 2 T# Reprogrammable Virtual Midnight - Reprogrammable 2 levels option with virtual midnight R# Flux Dimming - Integral dimming system with plants including flux regulators - Available up to 100 LEDs in class 1 - Available from 80 to 120 LEDs in class 2	SV Silver (Standard) BK Black BZ Bronze SB Silver Bronze WH White	No Code 700mA I5 525mA I3 350mA

* Light engine portion of extrusion is not painted and will remain natural aluminum regardless of color selection

† See www.cree-europe.com for warranty terms

** Not available in Class 2



Rev. Date: 25 November 2013



Product Specifications

BETALED® TECHNOLOGY

LEDway® E-Tunnel luminaires are powered by BetaLED® Technology delivering outstanding illumination, lasting performance and optimum energy efficiency. Patented NanoOptic® technology optimizes target illumination, performance and offers flexibility with multiple optic choices. NanoOptic compliant with light pollution and photobiological safety standards

CONSTRUCTION & MATERIALS

- Housing is all aluminum construction
- Designed with 1-10V dimming capabilities. Controls by others
- Available mounting systems:
 - PM-TOLW: Fixed orientation 0° (mounting TO)
- Exclusive Colorfast DeltaGuard® finish features an E-Coat epoxy primer with an ultradurable powder topcoat, providing excellent resistance to corrosion, ultraviolet degradation and abrasion. Standard is Silver. Bronze, Black, White, and Silver Bronze are also available

ELECTRICAL SYSTEM

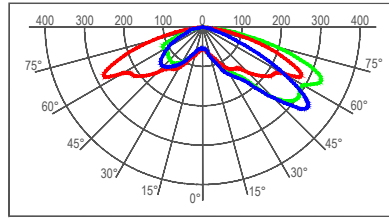
- **Input Voltage:** 220 – 240Vac (capable 120-277Vac, please consult company for available configurations) 50/60Hz
- **Power Factor:** > 0.9 at full load
- **Total Harmonic Distortion:** < 20% at full load

REGULATORY & VOLUNTARY QUALIFICATIONS

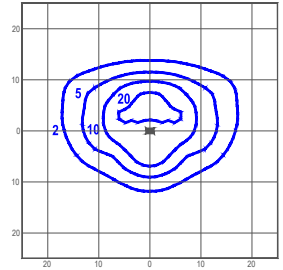
- CE Listed
- ENEC Listed only for class II
- Enclosure rated IP66 per IEC 60529
- 10kV surge suppression protection tested in accordance with IEEE/ANSI C62.41.2, for Class 1 only
- Luminaire and finish are endurance tested to withstand 5,000 hours of elevated ambient salt fog as defined in ASTM Standard B 117
- RoHS Compliant

Photometry

All published luminaire photometric testing performed to IESNA LM-79-08 standards by a NVLAP certified laboratory.



cd/klm
 — CO - C180 — C90 - C270 — C35 - C215



lux

Test Report #: CESTL-2013-0068

LXDPRT04E43
 Mounting Height: 6m
 Initial Delivered Lumens: 6953

IES Files

To obtain an IES file specific to your project, please consult www.cree-europe.com

Lumen Output, Electrical, and Lumen Maintenance Data

Effective Flux (lm) - PR (Type III Medium) Distribution								
LED Count (x10)	5700K	4000K	System Watts 220-240V	Total Current (A)	50K Hours Projected Lumen Maintenance Factor @ 15°C (59°F)	L ₇₀ Life* (hours)		
	Delivered Lumens	Delivered Lumens		230V				
350mA @ 25°C (77°F)								
02	1964	1905	25	0.13	94%	>150000		
03	2945	2858	35	0.17				
04	3927	3810	46	0.21				
05	4909	4763	56	0.27				
06	5891	5715	66	0.31				
08	7855	7620	89	0.42				
09	8836	8573	99	0.46				
10	9818	9525	108	0.52				
11	10800	10478	117	0.58				
12	11782	11430	126	0.62				
525mA @ 25°C (77°F)								
02	2828	2743	37	0.17			93%	149000
03	4241	4115	52	0.24				
04	5655	5486	70	0.30				
05	7069	6858	86	0.39				
06	8483	8230	99	0.45				
08	11311	10973	141	0.59				
09	12724	12345	157	0.65				
10	14138	13716	172	0.74				
11	15552	15088	187	0.83				
12	16966	16459	203	0.89				
700mA @ 25°C (77°F)								
02	3584	3477	49	0.23	91%	129000		
03	5375	5215	70	0.32				
04	7167	6953	91	0.40				
05	8959	8692	112	0.52				
06	10751	10430	132	0.60				
08	14335	13907	183	0.79				
09	16126	15645	203	0.86				
10	17918	17383	224	1.02				
11	19710	19122	243	1.12				
12	21502	20860	264	1.26				

* Based on fixture operating at 25°C

